



## **Therapeutic Soft Toy**

Collaborative Project 2020-2021

**A steralisable therapeutic soft toy for paediatric inpatients which adheres to current infection control standards.**

Clinical Leads

**Susan Pruden, Play Specialist Team Lead**

Academic Lead

**Gabriella Spinelli**

Design Student

**Angharad Davies**

# The Challenge

Undergoing surgery is a challenging time for very young patients as they are not fully aware of why the surgery is needed, what it entails, and they may not have the presence and support of their family all the time because the rules of a clinical environment do not allow that. Often when children are admitted to hospital, they bring toys that function as objects of support and emotional reassurance. However, in an increasing number of NHS Trusts around England, soft toys are being banned from hospital wards due to infection control reasons. This project aims to design a sterilisable therapeutic soft toy for paediatric hospital wards.

An article in the American Journal of Pediatric Orthopaedics from December 2015, written by J. Schoenecker et al. states how much bacteria is held in stuffed toys, and links soft toys to surgical-site infections. The article recommends soft toys be washed in a home washer-dryer before being brought into hospital, however, this only works on 79% of toys tested and removes around 94% of bacteria in those cases. This does not conform to NHS sterilisation guidelines.

There is currently no soft toy on the market specifically designed to meet NHS Infection Control Standards.



## Product Requirements

- The product must help reduce stress in Paediatric Surgical Inpatients
- The product must be able to be high-level disinfected using current NHS Sterilisation Service Procedures.
- The product must be a therapeutic toy that can be a companion throughout the entire patient journey.
- The product must provide a child with a way to relate their fears and anxiety to help reduce their own stress.
- The product must be priced appropriately for the NHS.



## Ideation

A co-design workshop was held at Evalina with 7 - 13 year old patients.



## Final Idea

The final product is comprised of 3 parts.

1. **A Soft Toy** to provide comfort - given to all paediatric inpatients.
2. **A Book** to help the child and their family navigate their way through the hospital experience.
3. **Injury Stickers and Healing Diary, and Healing Stars** – given to the child when they complete healing rituals as a form of positive reinforcement and to allow the child a sense of control over their healing.


1.



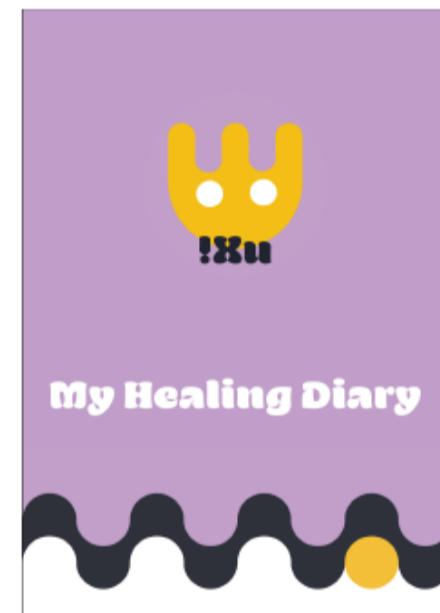


# Final Idea cont.

2.



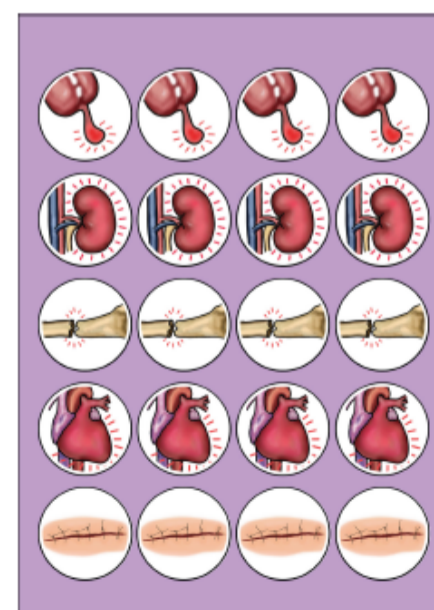
3.



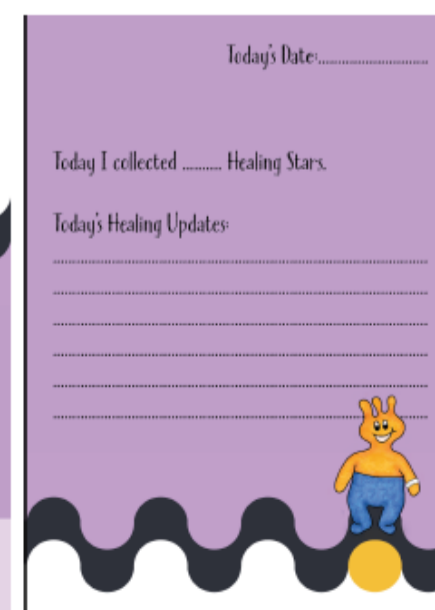

At the hospital I get weighed and measured so the doctors and nurses can look after me properly.



Place the sore patch sticker on my body where it hurts on yours. We will start our healing journey together.



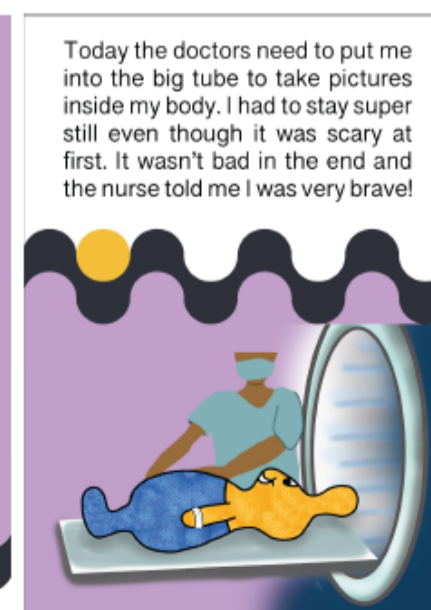
Put a healing star in my pouch every time you complete a healing ritual. At the end of every day we count them up.



Today's Date: .....

Today I collected ..... Healing Stars.

Today's Healing Updates




Today the doctors need to put me into the big tube to take pictures inside my body. I had to stay super still even though it was scary at first. It wasn't bad in the end and the nurse told me I was very brave!




Now that I'm healed, I get to leave the hospital, go back to school and see my friends again!


# Storyboard



Patient and family receive booking letter




Booking letter explains no home toys are allowed but that the child will get a toy on arrival



Child arrives + gets to pick a toy on admission, toy gets matching ID bracelet to child



Each child gets a book to record their healing journey in



Child + family get to name their toy and fill in the birth certificate



Book has images of the toy with blank sections to fill in - the child and toy undergo the same hospital journey




Child and family place a sore patch sticker on the toy in the same position as the child's injury/illness



There are different stickers for different injuries. The book is completely editable to suit each child's journey.



The clinician explains to the child what procedures they may have. They can do this with or without the toy.




The child + toy can undergo procedures together (anaesthesia etc) - providing comfort to the child.




After the procedure a healing wound sticker can be placed on the toy to indicate beginning their healing journey together.




A healing star can be placed inside the toy's pouch each time a healing ritual is performed - eating, meds, physio etc.




Healing starts get counted daily and written in the book with a daily healing update.



Wound size sticker varies as the child begins to heal.



The toy returns to normal life - school/playgroup etc to help child return to normal life.



Commemorative healing star placed in toy's pouch to mark the end of hospital healing journey.



Child gets to leave hospital with family, toy and book