



Blackboard

Getting Started with Blackboard Learn (for students)

Introduction

Blackboard Learn is Brunel's Virtual Learning Environment (VLE).

Blackboard Learn can contain a variety of resources and activities, including lecture slides, module-based discussion boards, and self-tests amongst other materials and resources. You may be asked to submit your assignments via Blackboard Learn and/or participate in other assessed activities. Additionally you can access your timetable via Blackboard Learn.

Log in

You can access Blackboard Learn once you have obtained your Brunel Network account details. Login at: <https://blackboard.brunel.ac.uk/> (also accessible from the Brunel Intranet home page)

Username: Student Number (e.g. 1201234)




Password: Brunel Network Account Password

Password set up or forgotten passwords

You can collect your network account details (username and password) when you have completed the online task in eVision. If you have any difficulties in collecting the details or if you forget them, then please contact the Computer Centre Service Desk computing-support@brunel.ac.uk. If you are unable to visit the Computer Centre Service Desk in person (located on Ground Floor, Library, Bannerman Centre), please ask your tutor or school administrator to request a password reset from Computing Support on your behalf. It is a good idea to register for password self-service at <http://www.brunel.ac.uk/password> this will enable you to reset an expired or forgotten password online.

Need Help?

The student support pages accessible from the My Blackboard page cover many common issues, but if you are still having problems please contact the Student Centre:

-  **Email:** student.centre@brunel.ac.uk
-  **Telephone:** +44 (0)1895 268268
-  **Location:** Bannerman Centre (*Ground Floor*)

Inside Blackboard Learn

When you log in to Blackboard Learn the first page should display a range of boxes, explained below.

My Courses: This box lists modules that you are studying. To 'enter' a course, click on the name of the course.

My Announcements: Contains important messages about University-related information. You may also see Module and Organisation announcements posted by your tutors here.

My Organisations: contains a list of resources and non-module based information relevant to you.

Course Search and Course Catalogue: allow you to look up any module at Brunel and view the content as a guest.

Browser Test and Help: Browser Test is a tool to check that Blackboard will work ok on your device. The Help Guides are troubleshooting guides in case things aren't working as expected.

My Blackboard: The My Blackboard tab takes you back to this page. Help for Students shows how to use the tools in Blackboard. The ASK tab gives information on help the Academic Skills Service team can provide.

Blackboard Mobile Learn



You can also access Blackboard Learn content from the **Blackboard Mobile Learn app** using your mobile device.

- To download, visit the:
 - App Store on your iPhone®, iPad™, or iPod touch®
 - Android Marketplace™ on your Android device
 - BlackBerry App World® on your BlackBerry® smartphone device
- Search for “Blackboard Mobile Learn” and install the app
- Search for Brunel University
- Login to Mobile Learn with your personal credentials

If you use a different device e.g. Windows, you can still use Blackboard on your phone or tablet via the web browser.