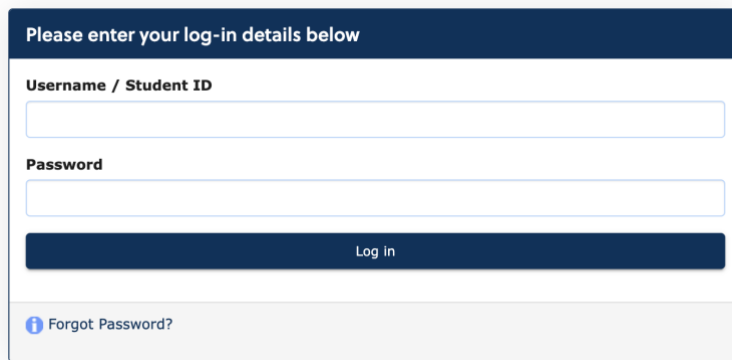


How to send Form A rates via Flywire....

Before starting the Form A process in the Trade Monitoring System (TMS), you need to obtain the beneficiary bank details from Flywire to be entered into the Form A application.

Log into eVision to obtain the bank details:

https://evision.brunel.ac.uk/urd/sits.urd/run/siw_lgn?STU



Please enter your log-in details below

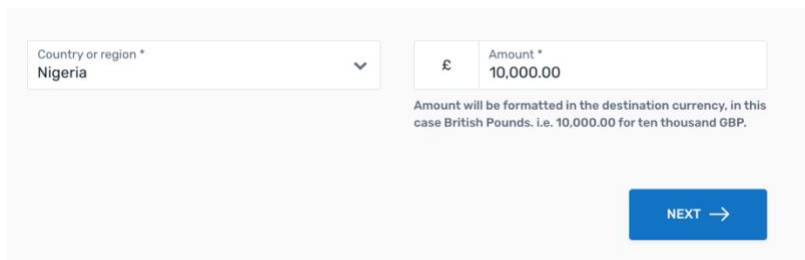
Username / Student ID

Password

Log in

[Forgot Password?](#)

1) Select 'Nigeria' and the amount you wish to pay:



Country or region *
Nigeria

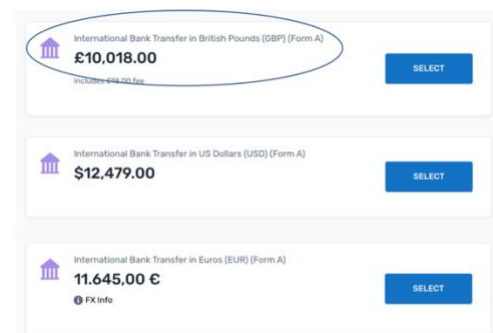
£ Amount *
10,000.00

Amount will be formatted in the destination currency, in this case British Pounds. I.e. 10,000.00 for ten thousand GBP.

NEXT →

2) Select 'Bank Transfer in GBP (Form A)'

- USD & EUR also available



International Bank Transfer in British Pounds (GBP) (Form A)
£10,018.00
INCLUDE FX Fee

SELECT

International Bank Transfer in US Dollars (USD) (Form A)
\$12,479.00

SELECT

International Bank Transfer in Euros (EUR) (Form A)
11,645.00 €
FX Info

SELECT

3) Download 'Instructions for the Bank'

- This includes Flywire's bank details to be used in the 'Beneficiary Information' section of your Form A application on the Trade Monitoring System
- The 'Authorisation Letter' is a headed letter from the university that confirms the relationship between Flywire and the university.
- Form A: Under '*what are you attaching*' - describe as 'beneficiary bank details and invoice'

DOWNLOAD INSTRUCTIONS FOR THE BANK TRANSFER

Amount to pay	£10,018.00
Reference / Payment ID	<input type="text"/> You must include this reference so we can identify your payment
Remittance Information / Reference	<input type="text"/>
Beneficiary/Recipient	Flywire Payments Corporation
Beneficiary/Recipient Address	141 Tremont Street, 10th Floor, Boston, MA 02111 (USA)
Beneficiary/Recipient Bank	CITIBANK NA
Beneficiary/Recipient Bank Address	Citigroup Centre, Canada Square, Canary Wharf, London E14 5LB
IBAN	<input type="text"/>
Account Number	<input type="text"/>
Sort Code	<input type="text"/>
SWIFT	<input type="text"/>

Authorisation Letter:

To Whom It May Concern:

Flywire Payments Corporation, acting as an agent of University of _____ serves as the school's international student payment processor. A custom payment solution _____ has been created to facilitate international payments and streamline the reconciliation and workload process for the school.

I hereby verify that Flywire Payments Corporation and its partners are authorized to accept payments on behalf of University of _____. As such, the beneficiary of any funds will be 'Flywire Payments Corporation', 'Flywire Payments', 'Flywire Payments Corp', 'Flywire Payments Limited', 'peerTransfer Education Corporation', 'peerTransfer Education Corp', 'peerTransfer Education', 'peerTransfer Limited' or:


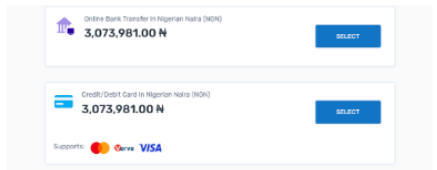
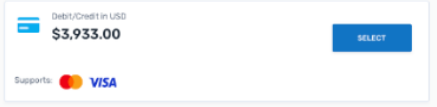
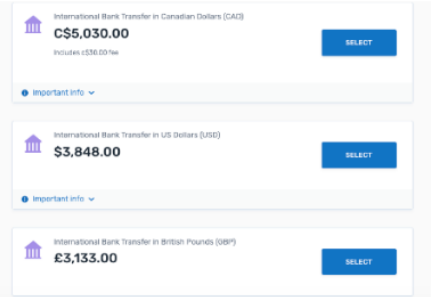
CITI LONDON
Citigroup Center, Canada Wharf,
London E14 5LB, UK.

The payment will be processed by Flywire Payments Corporation (registered in Delaware, USA, business ID number: 4897170), compliant with strict AML (Anti Money Laundering), OFAC (Office of Foreign Assets Control) and KYC (Know Your Customer) regulations. This authorization (sometimes referred to as "demand") letter has been provided to ensure that student's funds are released to Flywire Payments Corporation and/or its partner in a timely manner so we may remit funds to the school.

Thank you for your cooperation. Any questions should be directed toward Flywire: 1-617-207-7076.
Sincerely,

4) Track your payment in eVision until it reaches the university!

Further Information on payment options:

Payment Options	Commentary
<p>Bank Transfer in destination currency</p> 	<ul style="list-style-type: none"> • For use in the Form A process (education) where the payer accesses the destination currency directly with their bank/the CBN. We include “(Form A)” in brackets to help students identify this option. • More information on Form A can be found here https://help.flywire.com/hc/en-us/articles/5732957132061-How-to-complete-a-Form-A-application- • Note Form A can take 4 months - best to speak to your bank • Also available if the payer has access to currency through friends/family or by using the parallel rate themselves
<p>Naira Bank Transfer/Naira card payment</p> 	<ul style="list-style-type: none"> • Domestic payment is made in Naira • Flywire’s partner converts into destination currency using the parallel/black market rate • Takes roughly 3 days to hit the University account and the payment can be tracked in Flywire • This is a more expensive option than Form A, but can be used for urgent or lower value payments (or if Form A is simply not accessible)
<p>Card payment in other major currency</p> 	<ul style="list-style-type: none"> • For payers with an internationally denominated card (eg a USD card) • Currency can be obtained through sources such as: <ul style="list-style-type: none"> ○ friends/family ○ Savings in these currencies ○ Directly accessing the parallel rate • Note - international transactions are prohibited on a Naira card - Naira cards must use the domestic option
<p>Bank Transfer in other major currencies</p> 	<ul style="list-style-type: none"> • For payers who have an international account (eg USD, Euro etc) • Currency can be obtained through sources such as: <ul style="list-style-type: none"> ○ friends/family ○ Savings in these currencies ○ Directly accessing the parallel rate