



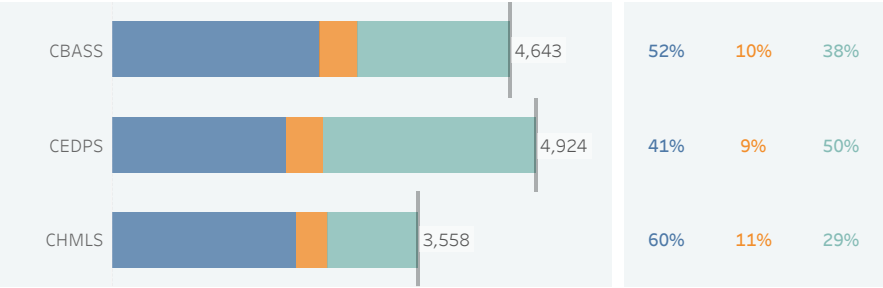
Facts and Figures

July 2025

Student Population (2024-25)

Student Population (headcount)	13,125	United Kingdom	6,586	50%
		European	1,249	10%
		Rest of the World	5,290	40%

Students by Brunel College *% split by fee status included on the right*



UK | EU | Rest of the World

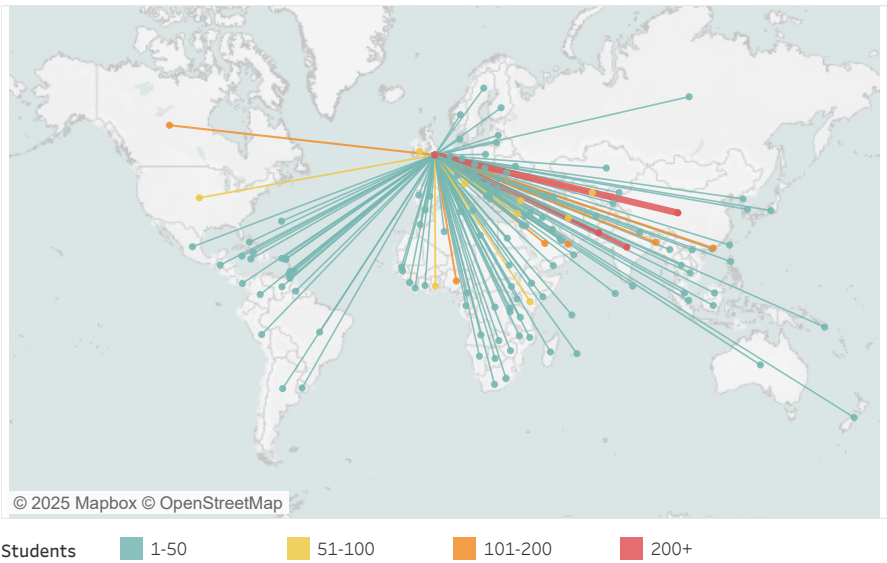
Student Population by Brunel Department *Split by Undergraduate, Postgraduate Taught & Doctoral Research*

		UG	PGT	DR
CBASS	Brunel Business School	979	687	109
	Brunel Law School	490	289	25
	Department of Arts and Humanities	409	99	51
	Department of Economics and Finance	615	84	11
	Department of Education	145	67	65
	Department of Social and Political Sciences	397	79	42
CEDPS	Brunel Centre for Advanced Solidification Technology			24
	Brunel Design School	314	95	42
	Department of Chemical Engineering	59	3	18
	Department of Civil and Environmental Engineering	312	76	19
	Department of Computer Science	1,239	114	61
	Department of Electronic and Electrical Engineering	589	47	54
	Department of Mathematics	617	12	10
CHMLS	Department of Mechanical and Aerospace Engineering	785	361	73
	Brunel Medical School	347	58	
	Department of Health Sciences	456	782	12
	Department of Life Sciences	1,391	414	98
Grand Total		9,144	3,267	714

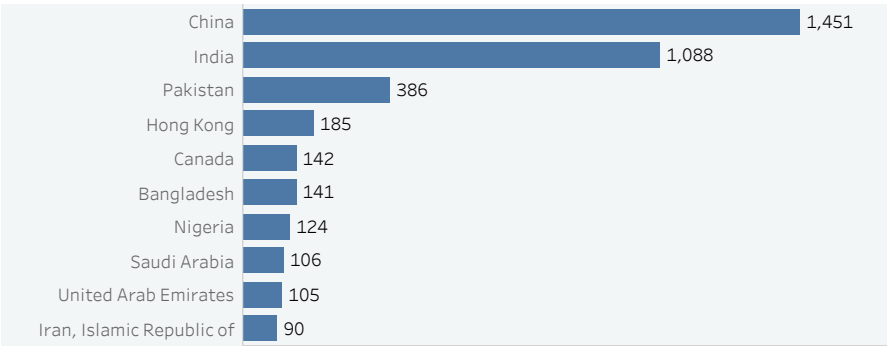
Countries Represented at Brunel (2024-25)

International students	Countries represented by Brunel students
6,539	145

Countries represented by Brunel students
Coloured and sized by student population hailing from each country (UK excluded for clarity)



International student country of origin - top 10
Based on student population by country of domicile



Student Applications & New Entrants (2024-25)

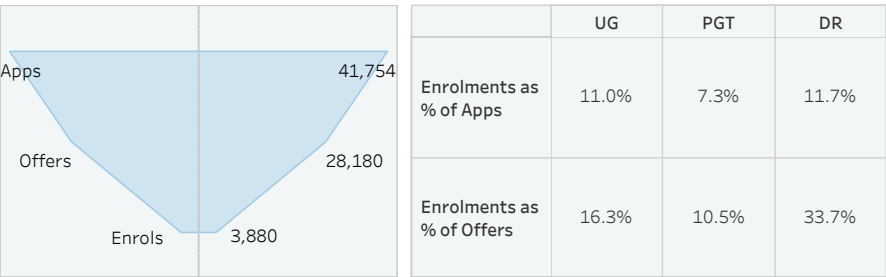
Applications, offers & enrolments (new entrants)

By degree type & fee status

	UG			PGT			DR		
	Apps	Offers	Enrols	Apps	Offers	Enrols	Apps	Offers	Enrols
Home/EU	13,676	10,136	1,964	2,730	1,366	522	259	127	75
Overseas	6,450	4,065	353	16,613	12,202	908	865	274	60
Unknown	880	8	0	247	2	0	34	0	0
Grand Total	21,006	14,209	2,317	19,590	13,570	1,430	1,158	401	135

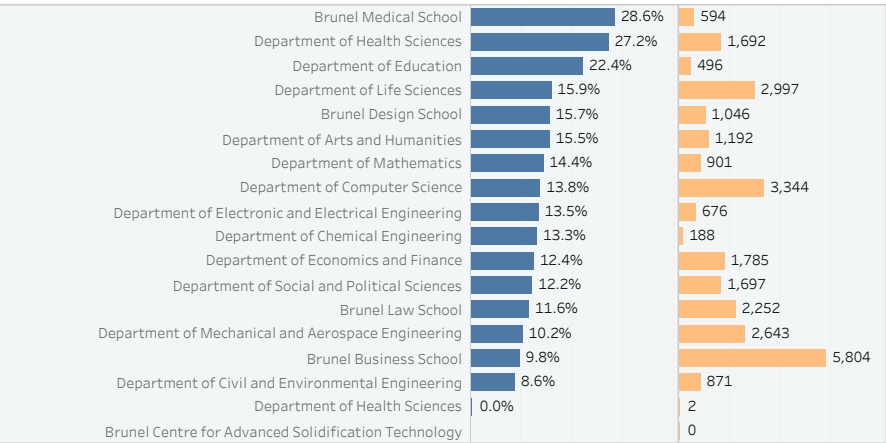
Application to enrolment funnel

Includes the key % figures on the right for reference

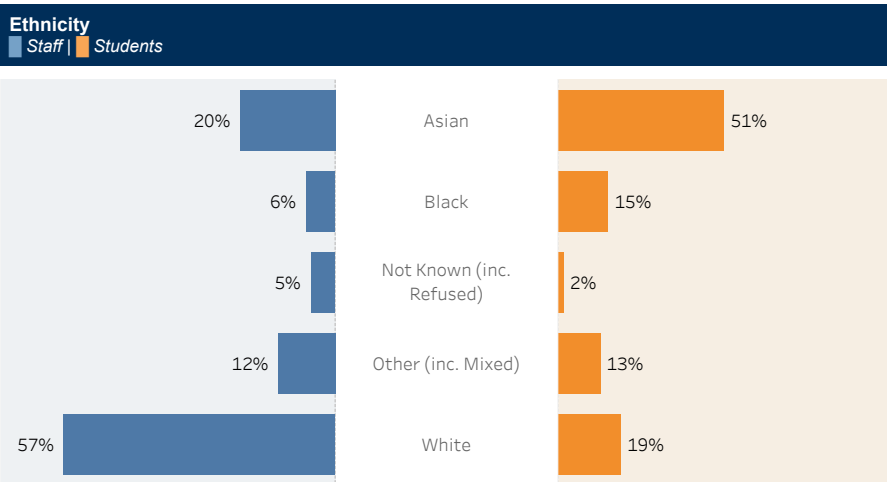
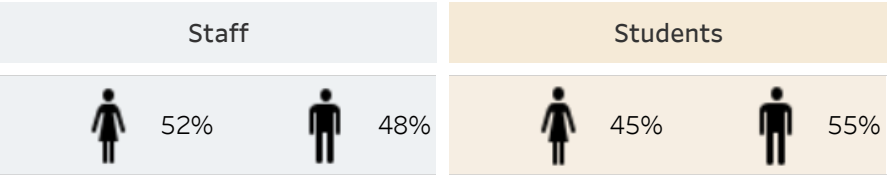


Enrolments as a proportion of offers by Department

Enrolment % | Offers



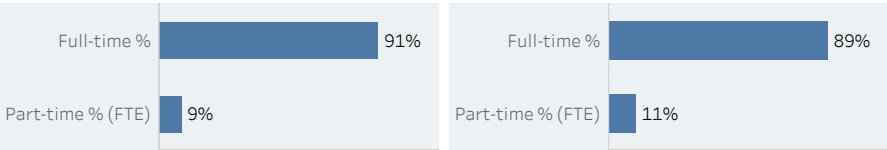
Population Characteristics



Staff type (FTE)

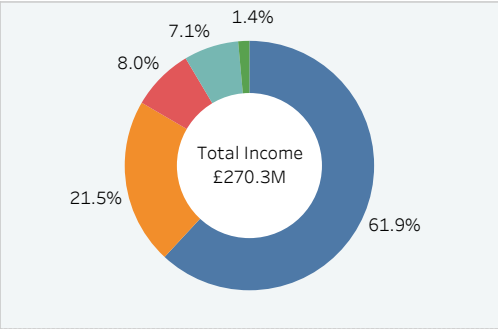
	Academic (Teaching, Research)	Professional Services
Total FTE	897	869
Mix of total FTE	51%	49%
Headcount	1,040	1,148

Staff full-time / part-time FTE - academic staff	Staff full-time / part-time FTE - professional services staff
---	--

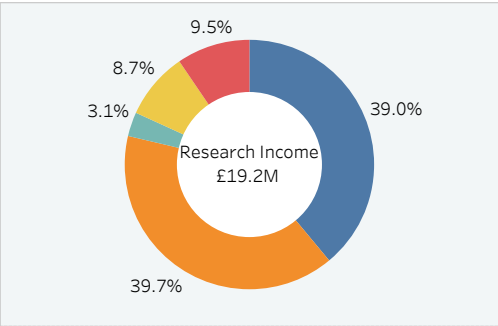


Financial Position 2023-24

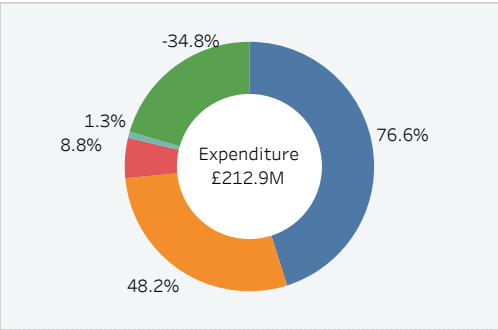
(year ending 31 July 2024)



- Tuition Fees and Education Contracts
- Other Income
- Funding Body Grants
- Research Grants and Contracts
- Donations, Endowments & Investments



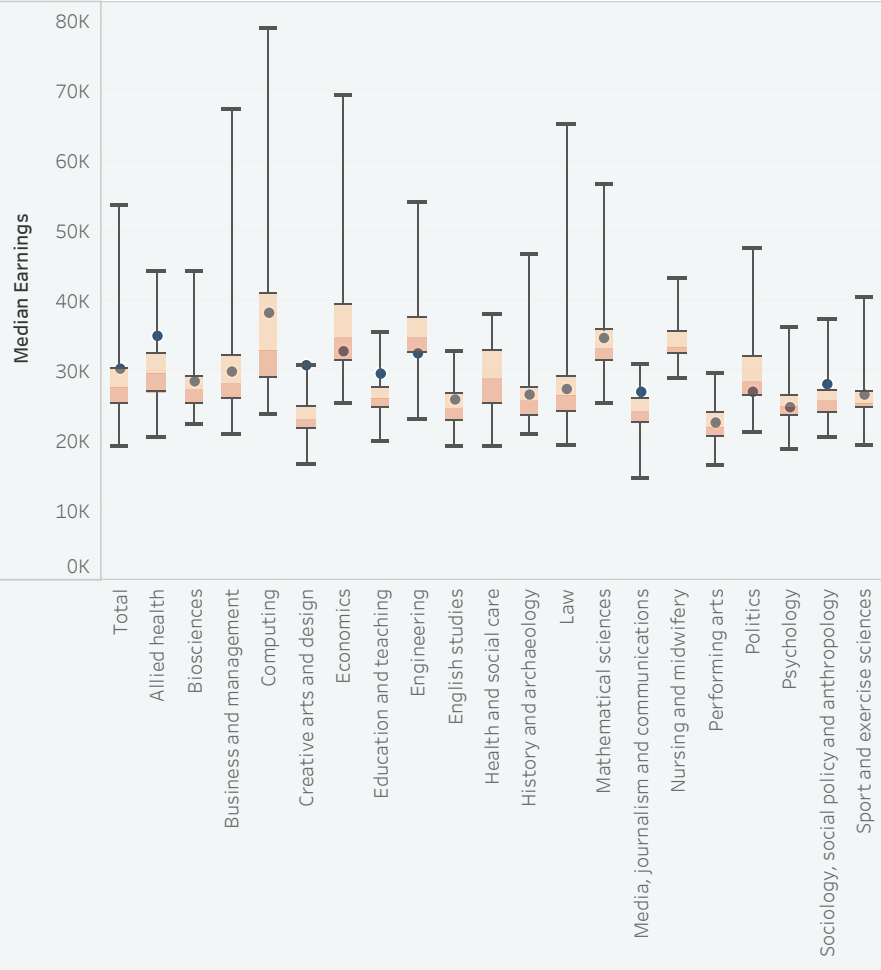
- Government (UK and Overseas)
- Research Councils
- Other
- Research Charities
- Industry and Commerce



- Staff Costs
- Other Operating Expenses
- Depreciation
- Interest and Other Finance Costs
- Movement in USS Deficit Recovery Provision

Undergraduate Salary Outcomes

LEO data - earnings 3 years after graduation
For 2018-19 undergraduate leavers as measured in the 2022-23 tax year



Note: The data above shows salaries 3 years after graduation for UK-domiciled undergraduate leavers, as collected by HMRC and published by the Department for Education in the Longitudinal Educational Outcomes (LEO) dataset. The graph shows median earnings for Brunel graduates (blue dot) at this point, overlaid on box plots showing the distribution of median earnings for other universities.

About This Data

Produced by Strategic Planning | email: planning@brunel.ac.uk

Student population

- Population figures are based on headcount as at 1st March 2025. Excludes non-award-bearing courses and staff-only programmes.
- Applications, Offers & Enrols data taken as at 1st March 2025 (excludes BPC, Online, TNE, Apprenticeships and Distance Learners)
- Further internal only information is available at: <https://tinyurl.com/3rhnc9h>

Staff population

- Staff numbers reflect full-time equivalent (FTE) as at 7th July 2025.
- Staff characteristics data as per the EO and HR Annual Report 2023/4
<https://www.brunel.ac.uk/about/administration/equality-and-diversity/equality-data>

Financial data

- As per the University financial statements for year ending July 2024.
<https://www.brunel.ac.uk/about/information/financial-statements>

Brunel University London
Kingston Lane
Uxbridge
Middlesex UB8 3PH
United Kingdom

www.brunel.ac.uk

Tel: +44 (0)1895 274000

