

# Use of collaborative tools for embedding Essential Skills in Programme design

**Dr Busayawan Lam**

Senior Lecturer, Department of Design, CEDPS

**Natalie Parnis**

Digital Education Advisor, Digital Education Team, BEEC


const Dapin + 72 + 1mo

### Creative thinking

Add here 1. evaluation results of your group collage. 2. Your re-design work of your group collage. 3. Comments for other students

**Your re-design of your group collage**

my re d-esign of collage (yahav attias) group 2



5 comments


tzhar Ananiev 1yr  
nice :)

Chen Akubi 1yr  
Yahav, I liked the idea with the steps of the animals. The collage is very beautiful :)

Anonymous 1yr  
Thank you :) !!

**Your re-design of your group collage (2)**

**Group 6**  
The whole world is a very narrow bridge  
Or Ezer from Israel, Sapir College



3 comments

Anonymous 1yr  
I liked the idea of the collage :)

Samreen Nurullah 1yr  
great work

Anonymous 1yr  
Or, very impressive work, nicely done

**Evaluation results of your group**

**Group 11-Dennis Z(Ort Braude College)**  
This is the decision matrix that I used in order to do the creative task

| Criteria    | 1 | 2 | 3 | 4 | 5 |
|-------------|---|---|---|---|---|
| Originality |   |   |   |   |   |
| Relevance   |   |   |   |   |   |
| Clarity     |   |   |   |   |   |
| Usefulness  |   |   |   |   |   |

Add comment

**Group 5 - Maian Rahavalschi**  
My matrix.

| Criteria    | 1 | 2 | 3 | 4 | 5 |
|-------------|---|---|---|---|---|
| Originality |   |   |   |   |   |
| Relevance   |   |   |   |   |   |
| Clarity     |   |   |   |   |   |
| Usefulness  |   |   |   |   |   |

Add comment

**Group 12-Shir Ostroff**  
My Criteria for evaluating our

**Evaluation results of your group (2)**

**Group 8-Elad Leybovich (Ort braude college)**  
I used a Decision matrix in order to evaluate my idea

| Criteria    | 1 | 2 | 3 | 4 | 5 |
|-------------|---|---|---|---|---|
| Originality |   |   |   |   |   |
| Relevance   |   |   |   |   |   |
| Clarity     |   |   |   |   |   |
| Usefulness  |   |   |   |   |   |

Add comment

**Group 11- Einat Krovitsky**  
Evaluation matrix

# Project Overview

17 May 2019

**IN2IT** project (Internationalization by Innovative Technologies), supported by the European Union's Erasmus+ program.



Brunel participated in two out of the four modules developed - Global Entrepreneurship and Essential Skills.

# In2It Essential Skills Course

17 May 2019

The Essential skills course aimed at allowing students to experience and practice their soft skills in a virtual learning environment.

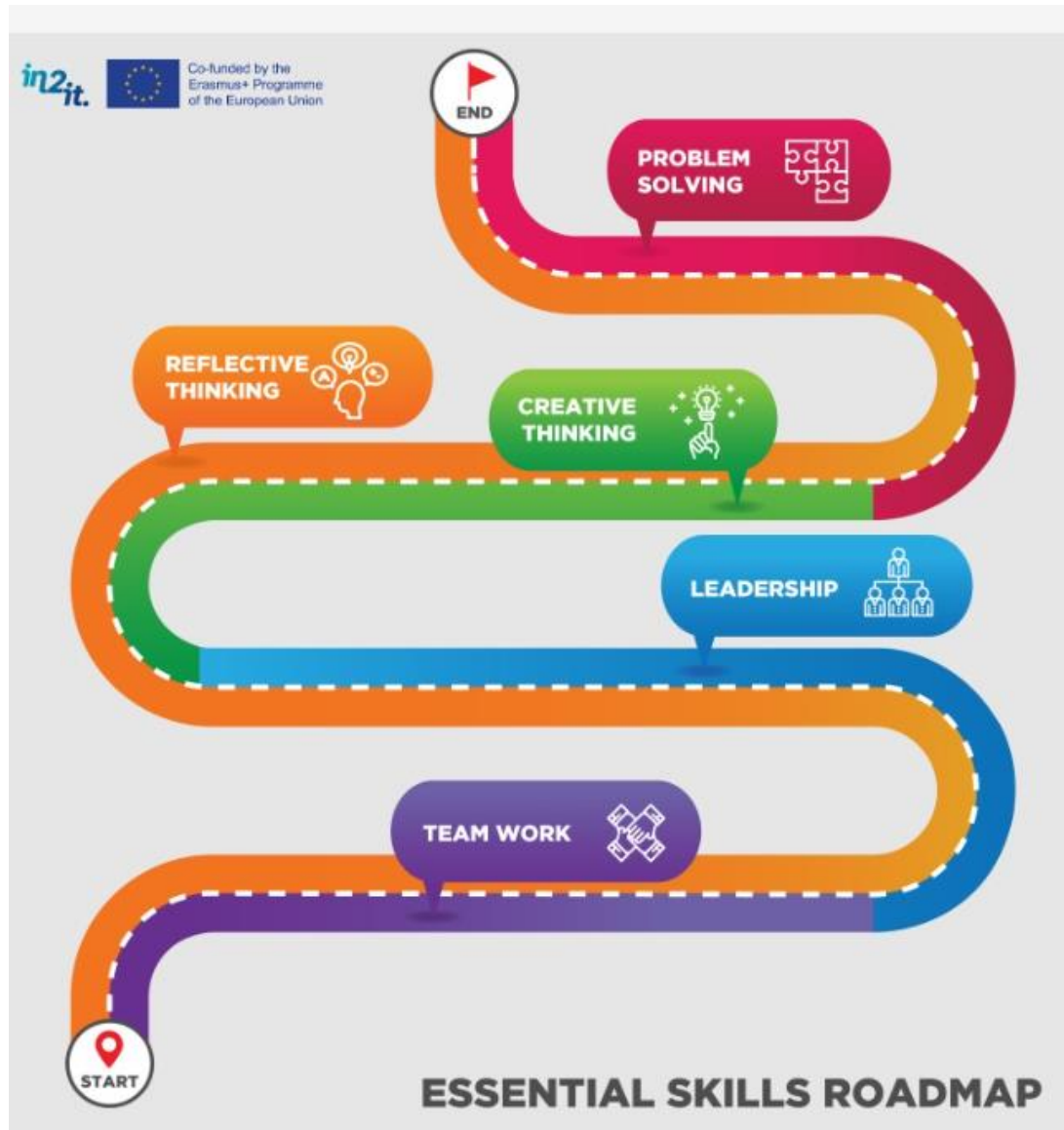
Course aimed at enabling students to:

- Communicate and collaborate effectively in cross-cultural teams in an online environment.
- Apply critical, creative and reflective thinking and problem solving skills for your own personal development through the creation of a leadership development portfolio.
- Demonstrate awareness and sensitivity of cultural differences.



# Essential Skills Course Roadmap

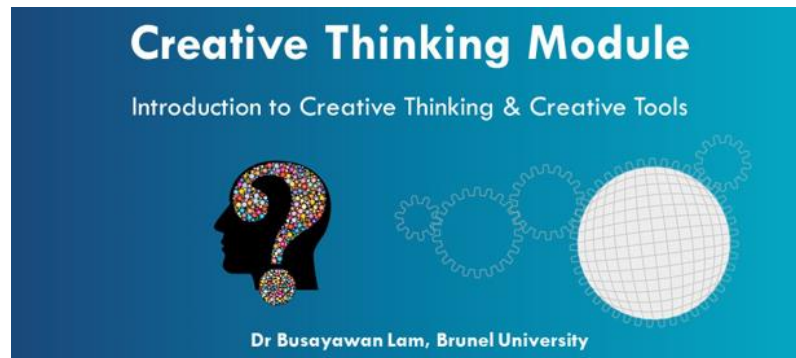
17 May 2019



## Learning Objectives

Upon completing this module, the students should be able to:

1. Demonstrate understanding of creative thinking
2. Apply the creative thinking tools to address a given problem
3. Develop and communicate creative solutions to the given problems
4. Effectively utilize international perspectives and other essential skills to objectively evaluate ideas.



## What is Padlet?

*[“Padlet](#) is a website that provides users with a digital canvas. The user can post text, videos and images from a mobile device or a desktop. One of the great appeals of Padlet for classroom use is the fact that many people can post to the same board at the same time, making it very suitable for collaborative work and the creation of projects.”*

*<https://www.whatiselt.com/single-post/2017/09/15/What-is-Padlet>*



# Critical Thinking module – Task examples

17 May 2019

osnat Dagan
+ 72
• 1mo

## Creative thinking

Add here 1. evaluation results of your group collage. 2. Your re-design work of your group collage. 3. Comments for other students

### Your re-design of your group collage

my re-design of collage (yahav atias) group 2

5 comments

Izhar Ananiev
1yr
  
nice :)

Chen Alkobi
1yr
  
Yahav, I liked the idea with the steps of the animals. The collage is very beautiful :)

Anonymous
1yr
  
Thank you :) !!

### Your re-design of your group collage (2)

**Group 6**

The whole world is a very narrow bridge

Or Ezer from Israel, Sapir College

3 comments

Anonymous
1yr
  
i liked the idea of the collage . :)

Samreen Nurullah
1yr
  
great work

Anonymous
1yr
  
Or, very impressive work, nicely done

Add comment

### Evaluation results of your group

**Group 11-Dennis Z(Ort Braude College**

This is the decision matrix that i used in order to do the creative task

| Criteria                                      | 5 | 4 | 3 | 2 |
|---|---|---|---|---|
| Easy to understand                            |   |   | X |   |
| Aesthetically pleasing                        |   |   |   |   |
| Ability to capture everyone's characteristics |   | X |   |   |

Add comment

**Group 5 - Maian Rahavalschi**

My matrix.

| Criteria                                      | 6 | 4 | 3 | 2 | 1 |
|---|---|---|---|---|---|
| Easy to understand                            |   |   |   | X |   |
| Ability to capture everyone's characteristics | X |   |   |   |   |
| Aesthetically pleasing                        |   | X |   |   |   |

Add comment

**Group 12-Shir Ostroff**

My Criteria for evaluating our

### Evaluation results of your group (2)

**Group 8-Elad Leybovich (Ort braude college)**

I used a Decision matrix in order to evaluate my idea

| Criteria   | 1 | 2 | 3 | 4 | 5 |
|--|---|---|---|---|---|
| Creativity   |   |   |   | X |   |
| Connects + between collage design to the sentence that describes the group |   |   |   |   | X |
| Include all the members photo and its description                          |   | X |   |   |   |
| Design the photo by using one creative tool                                |   |   |   |   | X |

decision matrix  
Word document  
padlet drive

Add comment

**Group 11- Einat Krovitsky**

Evaluation matrix

# Activity 1

17 May 2019

1. Identify yourself in a team
2. Build a collage – cut off pictures from magazines
3. Write a comment on post-it notes



# Activity 2

17 May 2019

Lets have a go in using Padlet ....

1. Take a picture of your collage and upload on Padlet  
[https://brunel.padlet.org/Brunel\\_DET/LT2019](https://brunel.padlet.org/Brunel_DET/LT2019)

# Activity 3

17 May 2019

1. Peer review and exchange constructive comments on your colleagues' posts.
2. Grade other groups' collages on Padlet

# Padlet: outcome of previous activities

17 May 2019

padlet

Using Padlet for Collaboration  
Upload your Group Collage here

Anonymous 1m  
why born to be blue  
Anonymous 7d  
It's a song by Chet Baker

more\_vert  
Calm

Anonymous 7d  
Calm

tick  
100/100  
1  
Grade  
1 comment

Anonymous 7d  
I like it

more\_vert  
playing with padlet

Anonymous 7d  
playing with padlet

tick  
94/100  
1  
Grade  
3 comments

Anonymous 7d  
This is fantastic

Anonymous 7d  
Thanks!

Anonymous 7d

GRADE

Anonymous 7d  
**Fun group**  
What wonderful people you must be!

Anonymous 7d

padlet

94/100 (1) GRADE

Add comment

Anonymous 7d  
And action!

57910482154\_601A6600\_FD96\_4294\_81FD\_04P1B0071504...  
G04 video  
padlet photo

90/100 (1) GRADE

Add comment

Anonymous 7d  
**Calmer**

90/100 (1) GRADE

1 comment

Anonymous 7d  
Nice collage

Add comment

Anonymous 7d  
We are what we are...

Anonymous 7d

94/100 (1) GRADE

3 comments

Anonymous 7d  
This is fantastic!

Anonymous 7d  
Thanks!

Anonymous 7d  
Lovely

Add comment

Anonymous 7d  
**This is fun**

GRADE

Add comment

Anonymous 7d  
**A work of art!**

100/100 (1) GRADE

1 comment

Anonymous 7d  
We'll take that!

Add comment

Anonymous 7d  
**Calm**

100/100 (1) GRADE

4 comments

Anonymous 7d  
Wow! This one is fantastic. They win the free iPad!

Anonymous 7d  
Nice school work!

Anonymous 7d  
I like it

Anonymous 7d  
Best photo!

Add comment

## ➤ Ice-breaker

Ask students to post something about themselves. You can invite them to come up with their own ideas or give them a more specific task.

## ➤ Pre lecture activity

Ask students to brainstorm ideas on a specific topic and ask them to post their ideas to a Padlet board. Contact time during the lecture can be used to further face to face discussion.

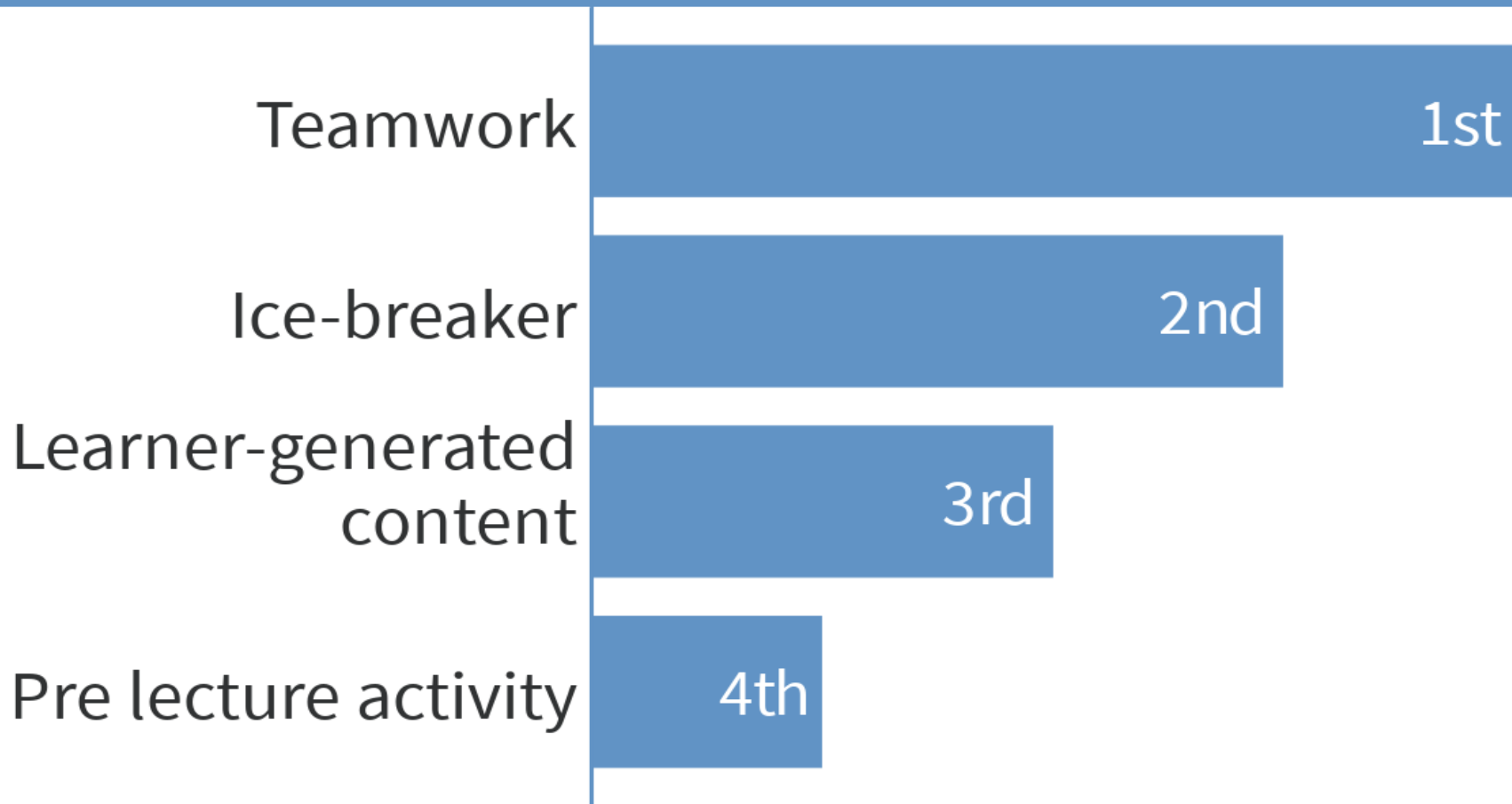
## ➤ Learner-generated content

Encourage students to design activities themselves which makes learning more meaningful and personalised.

## ➤ Teamwork

Encourage online collaboration

# Rank these benefits in order of applicability for your subject areas



# Any Questions





**Alice La Rooy**

> Head of Digital  
Education



**Louise Faux**

> Technology Enhanced  
Learning Adviser,  
**CBASS**



**Natalie Parnis**

> Technology Enhanced  
Learning Adviser, **CEDPS**



**Alastair Gemmill**

> Technology Enhanced  
Learning Adviser, **CHLS**

> (on secondment)



**Ewan Frances**

Digital Education Developer,  
**CHLS**



**Claudia Cox**

Digital Assessment Adviser



**Sulanie Permunagama**

Digital Assessment Adviser



**Veronica Borszcz**

ASK/ LTT Administration  
Assistant



# Contact details



For more information about  
Padlet and Poll Everywhere please  
contact us on  
**[ltt@brunel.ac.uk](mailto:ltt@brunel.ac.uk)**